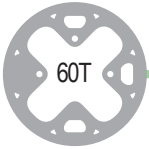
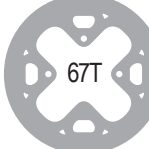





Table showing all possible CDRIVE Cog and belt combinations including gear ratio, gear inches (in parentheses), and chainstay lengths

You can choose a combination from the following 36 options:

Front Cog	Rear Cog	Belt length(mm)	Resulting Chainstay length(mm)	Front Cog	Rear Cog	Belt length(mm)	Resulting Chainstay length(mm)	Front Cog	Rear Cog	Belt length(mm)	Resulting Chainstay length(mm)			
 Ø=151.25 mm	25T 2.4:1 (63.1)	Ø= 61.80 mm	1120	387.5	 Ø=167.72 mm	25T 2.68:1 (70.5)	Ø= 61.80 mm	1120	374	 Ø=202.10 mm	25T 3.2:1 (84.2)	Ø= 61.80 mm	1120	344
		1200	428	1200			412.5	1200	385					
		1280	467	1280			453	1280	426					
	28T 2.14:1 (56.3)	Ø= 69.80 mm	1120	382		28T 2.39:1 (62.8)	Ø= 69.80 mm	1120	368		28T 2.86:1 (75.20)	Ø= 69.80 mm	1120	339
		1200	421	1200			406	1200	379					
		1280	462	1280			447	1280	420					
	30T 2:1 (52.6)	Ø= 74.75 mm	1120	378		30T 2.23:1 (58.6)	Ø= 74.75 mm	1120	364.5		30T 2.66:1 (69.9)	Ø= 74.75 mm	1120	335.5
		1200	418	1200			403	1200	376					
		1280	458	1280			443.5	1280	416.5					